

Thru The Lens

June 2018

Volume 84 No. 6

To Promote the Art of Photography & Showcase the Images of DCC's Members



Editor - Jay Hoppenstein, MD, FDCC
Navigato@aol.com

Notices - TTL Staff & Index



As some of you may know, Erin and I have worked closely for the

last year and a half with Jason Lee on a film photography project chronicling Texas backroads and small towns. The result of this work is the recently published book: A Plain View, Photographs from Texas and the upcoming exhibition of large-scale prints in the Meadows Gallery at the Patterson-Appleton Arts Center in Denton. Details for the opening reception on June 2nd are below and we'd love to see you there!

GREATER DENTON ARTS COUNCIL
GDAC 400 E. HICKORY, DENTON, TX 76201

A PLAIN VIEW - PHOTOGRAPHS FROM TEXAS
BY JASON LEE

A SPECIAL EXHIBITION FOR THE PATTERSON-APPLETON ARTS CENTER IN DENTON, TEXAS FEATURING A SELECTION OF LARGE-SCALE PRINTS FROM THE RECENTLY PUBLISHED BOOK, A PLAIN VIEW, PHOTOGRAPHS FROM TEXAS.

JUNE 2- AUGUST 25
OPENING RECEPTION, SATURDAY JUNE 2, 6-8 PM
MEADOWS GALLERY, PATTERSON-APPLETON ARTS CENTER

Steve Reeves



Inside this issue:

Left click on the TEXT in the Index and you will be taken to that page

Notices, Index & Staff	2
Nikon Ambassador & Focal Point	3
DCC President - Kaye Hargis	4
Image of the Month	5
Field Trip June 15-17	6
June Speaker - Ron & Sharlott Hasty	7-8
New Member	9-10
EOY Special Competition	11-15
Images of the Year	16-18
Calendar & Notices	19
Ads, Officers and Meeting Dates	20-23



Thru The Lens Staff

Cameraon Raw	Quality Control
Folk Al Plane	Focus Groups
Donna Blame Me	Equipment Malfunction
Dia Fram	PG Ratings
Trey Pod	Sharpness Czar
Newt R.L. Density	Lighting Control
Memo Ray	Archives
Folk Al Length	Long Range Planning
Lyndsey Cap	Security
Sara Bellum	Intellectual Property



Front Cover Image
American Snout Dining
Jo Hopper



Back Cover Image
Forest Path
Frank Richards



Nikon Ambassador - Lecture - June 13, 2018

Mood, Texture & Dimension with Light w/ Cliff Mautner - Nikon Ambassador

\$25 Tickets Date and Time Wed, June 13, 2018,
7:00 PM – 9:00 PM CDT [Search on line]

Location Hilton Anatole Hotel
2201 North Stemmons Freeway
Dallas, TX 75207

Nikon Ambassador and WPPI lifetime achievement award recipient, Cliff Mautner, will provide you with simple, real world techniques in order to create more powerful, impactful images by helping you better understand how light effects our photographs. Whether it's natural light, speed light, or continuous light, Cliff will demonstrate how he utilizes light, his gear, and his eyes to produce images that stand out from the crowd, and also stand the test of time.



About the Photographic Society of America (PSA)

The Photographic Society of America (PSA) is a worldwide organization providing a wide range of services that promote photography and benefits to its members. Individual members can participate in competitions, study groups and on-line [education programs](#) designed to advance their photographic knowledge and skills. Competitions are held for clubs, councils, federations and chapters, also. [Member image galleries](#) are always available for viewing. An annual youth photography showcase, open to all students of high school age, is conducted as well. Opportunities for image analysis and critique as well as discounts for both hardware and software products are available for all members. In addition to special access to a Member's Only area on this dynamic and informative website, every member receives the high-quality *PSA Journal* each month.

Focal Point - Kaye Hargis

The competition topics for the 2018-2019 year are a creative departure from previous years. You will enjoy and be creatively challenged by them.

Jim Walsh, Competition Chair, will summarize the most important guidelines to follow when entering the monthly competitions.

This year the jpeg image size submissions will be **1920 X 1280 pixels**. This is a change from previous years.

Membership dues must be up-to-date to enter monthly competition. We want you to share your images. So, if you need to pay dues or join the club, go to the club website and make the payment or bring/mail your check payable to the Dallas Camera Club.



Focal Point - Kaye Hargis - President DCC



June Projected Image – Create a Mood

June competition in Projected images is “Create a Mood.” The competition topics this year explore and develop our ability to see light. “Create a Mood” challenges us to see the color temperature of light. Our minds have the ability to see white no matter what color the light source is. However, our cameras, unless specifically set in white balance settings, does not correct for color temperature/tints. Depending on the light source and/or time of day, light often has a tint. In outdoor photography, there is a blue hour just before sunrise and right after sunset. There is a blue/cool quality to the light. As the sun rises above the horizon and as it sets, there is a golden/warm quality to the light. Shadows any time of day will have a blue or green tint or reflect a color of a nearby

object. Indoor photography also presents unique opportunities to see light in warm or cool tints. Artificial/indoor lighting emits a wide range of color differences. Examples would be candle light, the reflective glow of a computer or tablet, the glow from colored lights such as neon lights. Train your eyes to see the color of light. The different colors of light are all around you. When post processing, there are times we correctly neutralize a color tint in all or a part of our images; but, equally important is to know when to use a color tint to enhance the story and impact. “Create a Mood” explores the color quality of light. To learn more, google “light temperature.” Also, search “white balance



us. When used wisely, this quality of light can add impact and create a mood to the story we convey in our image.



Black and white images uses the intensity of light quality—soft, hard, contrast—thereby creating impact and mood we share with our viewer.

So, use your creative genius to capture and create a mood in your photograph. **Color or black and white? The choice is yours.**

settings” for information on how the camera captures light temperatures.

As it has been correctly pointed out, a mood can be conveyed in black and white as well as color. I agree. The definition for June Projected submission remains the same.

Create a Mood. Use the quality of the light—soft, hard, warm, cool—to create a mood in your photograph.

Different colors of light are all around

Good Luck and Keeping Shooting,
Kaye Hargis, President
Dallas Camera Club
khargis@tx.rr.com

New Competition Image file dimension for submitting images online.
This year the jpeg image size submissions will be 1920 X 1280 pixels

Image of the Month

Each month the editor will pick an image taken by one of the DCC's members and present it as the ***Image of the Month***. The images will be taken from the monthly contest winning entrees, from images submitted for TTL cover consideration or from any DCC member who chooses to send the editor an image as an attachment to an email. Use the standard DCC competition image parameters. The image may be in portrait or landscape orientation.



**Larry Golden
Morning Coffee**

Field Trip - June 15, 16, 17 - Wichita Mt. National Refuge

FIELD TRIP - JUNE 15, 16, 17 WICHITA MOUNTAINS NA- TIONAL WILDLIFE REFUGE

June's field trip is a weekend at the Wichita Mountains National Wildlife Refuge near Lawton, OK. The reserve features bison, elk, longhorn cattle, prairie dog towns, wild turkey and lots of other wildlife. The setting is in a small but picturesque group of granite mountains with many streams and lakes. It is located a little over 200 miles northwest of Dallas. To get there, take US 183 and Loop 820 west to north Fort Worth, exit on I-35W north and pick up US 287 to Wichita Falls, TX. At Wichita Falls, take I-44 north past Lawton, OK to SH 49 and go west about 16 miles. There is camping in the refuge and a couple of B&B's nearby. Also, there are many motels in Lawton nearby. The bison and longhorn roam freely throughout the refuge and are easy photographic targets as are the prairie dogs. There are lots of hiking trails and scenic viewpoints. It is a unique visual experience and a chance for some great photos. Join me for lunch on Saturday at 11:30am at the Meers Cafe which is just north of the refuge on SH115.

More info is available at www.fws.gov/refuge/Wichita_Mountains/wildlife.html

Call me at 972-824-4106 if you have questions.
Gary Kelly



June Speakers - Ron & Sharlott Hasty - Night Photography



Ron and Sharlott Hasty are members of the Heard Nature Photographers Club, the Plano Photography Club and the Denton Camera Club. They are both award winning photographers. They have traveled worldwide photographing landscapes and wildlife. They judge photography contests, make photography presentations, teach photography classes and do their own



printing for contests and exhibits.

They are both educators; Ron is a retired university professor and administrator and Sharlott is a retired elementary school teacher.

Topic: "Night photography"

Program Agenda:

Although not all, much of the presentation is about photographing the night sky including the Milky Way, Starry sky, moon and time lapse. Topics include: 1)Where are the dark skies, 2)Hands on show and tell about gear. 3) Camera settings: Shutter speed, aperture, and ISO. 4) Why Lens focal length matters. 5) Why foreground matters. 6) What desktop and cell



(Continued on page 8)

(Continued from page 7) Ron & Sharlott Hasty

phone apps are useful for planning your shot, 8) Light painting vs ambient light, 9) Wildlife at night, 10) cityscapes, and city night scenes, 11) PS and LR editing of your night shots, including the magic of RGB curves, and dealing with noise.



New Members - Welcome



New Members - Welcome

Sherri Jaco



Vivian Luo



End of the Year - Marge Dance - Contemporary Images



The Hand
Hugh Adams

End of Year - Milton J Rudick - Travel



*Walt Disney Concert
Hall*
Hugh Adams

End of the Year - Ken Zapp - Field Trip



The Vaquero
Larry Golden

End of the Year - Barbara & Ralph Pyke - Photojournalism




*Working Amid Smoke
& Steam*
Kaye Hargis

End of the Year - JJ Spurlock - Creative Portraiture



Brothers
Hugh Adams

Monochrome Prints



Beginners
Katianna Pihakari
Majestic



Advanced
Hugh Adams
Three Rocks



Masters
Dennis Fritsche
White Sands

Color Prints



Beginners
Katianna Pihakari
Mr. Spidey's Web



Advanced
Alan Whiteside
Nourishing




Masters
Mike Hill
Returned to the Stars

Projected Images



Beginners
Sam Houston Lucas
True Blue Tattoo



Advanced
Hugh Adams
Windows



Masters
Shelley Vandergrift
Family Gathering

Calendar & Notices

June 10 - Submit Competition Images

June 12 & 26 DCC Meeting

June 13 - Nikon Ambassador of Light

June 15-17 Field Trip to Witchita Mt. National Refuge

June 17 - Father's Day

July 8 - Submit Competition Images

July 10 & 24 DCC Meeting



The following is a list of some of the best nature photography sites and the best times to see them.

June

Week 1: Yosemite and the Sequoia meadows are fresh with wildflowers and animals.

Badlands (wildflower peak=June 5-12)

Iceland—6/6—6/18 Photo workshop time

June 20—26: Yellowstone and the Grand Tetons—baby animals and wildflowers.

Late June—late July: Olympic National Park, Washington State—early spring wildflowers on Hurricane Point; “marmotsapes” on Hurricane Ridge; Sol Duc Valley; Marymere Falls; Tongue Point. Stay in Port Angeles, Washington. GAPW workshop is June 24-29; RMSP has workshop July 24-30 and last week in May!

June 19-26 workshop in Palouse Country, Washington state (color=green)

June: Mono Lake

June 2018

Sun	Mon	Tue	We	Thu	Fri	Sat
					1	2
3	4	5	6	7	8	9
10	11	12	13	14	15	16
17	18	19	20	21	22	23
24	25	26	27	28	29	30

July 2018

Sun	Mon	Tue	Wed	Thu	Fri	Sat
1	2	3	4	5	6	7
8	9	10	11	12	13	14
15	16	17	18	19	20	21
22	23	24	25	26	27	28
29	30	31				

PSA offers its members access to individualized critiques from experts via Personal Evaluation Services. In addition, PSA holds monthly competitions in various categories for members. Members also receive discounts on various software packages. The PSA Journal magazine can be viewed online by signing in to the Member's Only section of the PSA Website - www.psa-photo.org.

Classified Ads

FREE - Canon LUCIA PGI Ink Tanks for Pro 9500 and Pro 9500 Mark II printers. One box of Ink value pack, includes all ten colors plus 4 additional colors, in there hermitically sealed packaging. Retail over \$145. Gary Cowles 214-866-0211.




June 2018

Sell your unused camera equipment and accessories by advertising on this page. There is no cost to DCC members for any ads.

For non-members the cost of an ad is \$150/year

Send ad copy & Images to Navigato@aol.com

COMPETITIVE CAMERAS LTD.

Competitive Cameras stocks
the latest and best photographic brands!

Monday – Friday: 9:00 A.M. to 5:00 P.M.
Saturday – 9:00 A.M. to 4:00 P.M.

2025 Irving Blvd #107 ~ Dallas, TX 75207
Call 214-744-5511 or Toll Free 1-800-688-0211

sales@competitivecameras.com
www.competitivecameras.com

GREAT PRODUCTS, EASY TO ORDER.



FULL COLOR
Never go unnoticed.

PRINTS & FINISHING • ALBUMS & BOOKS • GALLERY WRAPS & FINE ART
METAL PRINTS • PRESS PRINTED PRODUCTS • PHOTO GIFTS • SPORTS

Carrier

CONOVER

HEATING & AIR CONDITIONING

972-613-2191

Services All Models • Major Cards Accepted

TACLA002231C

Family Owned Since 1973

Randy Conover, President

The Images and original articles
in the TTL Newsletter are copy-
right protected and may not be
reproduced without permission.



arlingtoncamera.com



Expert
TOOLS & ADVICE

The Biggest Little Camera Store In Texas

PHOTO & VIDEO
Hunt's
Call for Price Quotes and Specials
www.huntsphoto.com
800-924-8682



HUNT'S PHOTO A LEADER IN THE PHOTO BUSINESS



WITH PERSONALIZED SERVICE



800-924-8682

www.huntsphoto.com

Call for Price Quotes and Specials

PHOTO & VIDEO
Hunt's



RED RIVER PAPER

Premium Photographic Inkjet Papers

Choice

Photo inkjet papers
Inkjet greeting cards
Hard to find sizes
Epson Canon inks

Compatible with Epson
Canon & HP printers

Savings

You save up to
50% over retail
brand prices

Also more affordable than
many internet brands

Service

Fast shipping
Friendly staff
Expert tech support

214-637-0029

customerservice@redriverpaper.com

www.redriverpaper.com

JOIN PHOTOGRAPHIC SOCIETY OF AMERICA



Best Views of the Trinity River

Location 1

Upper and Lower Chain of Wetlands

Take I-45 South to Loop 12 East; go 1/16 of a mile; look for the bridge on the left to enter the wetland area.

Wetlands construction for the Trinity River Corridor Project is underway and will improve floodwater conveyance and benefit wildlife. When completed, seven wetland cells will make up the 170-acre Chain of Wetlands extending four miles from Cedar Creek to Loop 12

Location 2

Trinity River Audubon Center

6500 South Loop 12
Dallas, Texas 75217

The Trinity River Audubon Center is only a few miles from downtown Dallas. The center is the flagship for Audubon's education initiatives in Texas and is designated a "green" building for energy conservation and sustainability. Exhibits feature ecological and cultural themes and provide direct access to nature viewing, hiking, picnicking and canoeing.

Location 3

Trinity Overlook

110 W. Commerce St. (at Beckley)
Dallas, Texas 75209

Attractive signage at the Trinity Overlook provides information on the Trinity River Corridor Project, the Trinity Lakes Park and the two bridges -- the Margaret Hunt Hill and Margaret McDermott -- designed by renowned architect and engineer Santiago Calatrava.

Location 4

Great Trinity Forest

3000 Municipal
Dallas, Texas 75215
or
7000 Bexar Street
Dallas, Texas 75215

The 6,000 acre Great Trinity Forest is the largest urban bottomland, hardwood forest in the United States. It contains a collection of more than 70 "trophy trees".

Location 5

Margaret Hunt Hill Construction

Beckley@Continental Avenue Bridge

Construction is now underway for the Margaret Hunt Hill Bridge the first major signature bridge to be constructed across the Trinity River Corridor. The bridge will link West Dallas and North Oak Cliff with downtown Dallas. The bridge will span Industrial Boulevard and connect to Woodall Rodgers over I-35. The bridge is projected for completion in mid-2011.


Location 6

Trinity River

Trammel Crow Park

3700 Sylvan Avenue
Dallas, Texas 75207
(River access at boat launch)

The Trinity River is 715 miles long and is the largest river basin that begins and ends Texas. This natural resource sits in the center of downtown Dallas.



Officers, Directors & Managers



Field Trip Director
Gary Kelly
gpkelly@sbcglobal.net

Historian
Steve Reeves
steve@makeshiftphoto.com

Project Managers

House Manager
Don Haig
Donhaig@gmail.com

Website
Dallascameraclub.org

Study Groups & Mentoring Project
Frank Richards
f-Richards@sbcglobal.net

Bird Competition
Dennis Fritsche
dennisfritsche@verizon.net

Website Manager
Houston Brown
Houston@hbip.com

Resource Center
Barbara Briley
odette646@icloud.com

Outside Competitions
Steve Hawiszczak
Shawis@att.net

Club Photographer
Virginia Sumrall
vsumrall@airmail.net

GSCCC Projected
Jan Dreskin-Haig
janhaig@gmail.com

GSCCC Prints
Jan Dreskin-Haig
janhaig@gmail.com

PSA Representative
Jay Hoppenstein, MD
Navigato@aol.com

Board of Directors

President
Kaye Hargis
khargis@tx.rr.com

Past President
Steve Reeves
steve@makeshiftphoto.com

President Elect
Mike Hill
r.mike.hill@verizon.net

Secretary
Barbara Briley
Donhaig@gmail.com

Treasurer
Adela Rochier
Adela@grandecom.net

Newsletter Editor
Jay Hoppenstein, MD
Navigato@aol.com

Directors


Program Director
Kay Hale
khale45@verizon.net

Competition Director
Jim Walsh
jim.walsh2006@att.net

Communication Director
Jay Hoppenstein, MD
Navigato@aol.com

Education Director
Dennis Fritsche
dennisfritsche@verizon.net

Membership Director
Sharon Collins
erinlinncurry@gmail.com





Dallas Camera Club

Visitors are always welcome.

DCC meets the 2nd and 4th Tuesdays of every month.

in **Shearith Israel Synagogue** located at
9401 Walnut Hill Lane, Dallas, Texas, in the
Toplitz Room.

Directions: From Northwest Hwy turn North on
Douglas Ave. Drive about 1 mile and turn left into
the North parking lot just before Walnut Hill Lane.

From Walnut Hill Lane driving West, turn South onto
Douglas Ave just before the Toll Way, drive about
100 yards and turn right into the North parking lot.

Follow the walkway into the building from the park-
ing lot, enter the foyer and ask the information per-
son at the desk to be directed to the Toplitz Room.

Free

Pre-meeting tutorials - 6:15 to 7:15 PM

Meetings begin at 7:30 PM & end at 9:30 PM.

On the second Tuesday of the month competition
entries from the previous month are judged.

On the fourth Tuesday of the month a guest
speaker delivers a presentation. Monthly, field
trip Audio-Visual programs may be shown at any
meeting.

Guests are always Welcome

www.dallascameraclub.org

Thru The Lens

June 2018

Volume 84 No. 6

To Promote the Art of Photography & Showcase the Images of DCC's Members

Editor - Jay Hoppenstein, MD, FDCC
Navigato@aol.com

 **DALLAS**
CAMERA CLUB
Inspiring Photographers Since 1934